


| | | | | |
|---|---|---------|---------|---------|
| S | A | = DN 32 | | |
| F | R | H | P | = DN 38 |
| L | M | T | = DN 50 | |

| | |
|---|---------|
| B | = 35 mm |
| G | = 45 mm |
| O | = 58 mm |

Muffe Kesselseite
 Schlauch konfektioniert
 Saugerschläuche
 Muffe Zubehör (PVC / Gummi)
 Saugrohre
 Bodendüsen

| | | |
|--------------|--------------|--------------|
| A | x | A |
| A | ✓ | A |
| B | x | B |
| B | ✓ | B |
| A | x | B |
| B | x | B |

Schläuche konfektioniert




(265 054 + 263 253)

| R+M Nr. | ↔ | DN | Ø | S |
|---------|-----|----|-------|-------|
| 263 240 | 2 m | 32 | 58 mm | 32 mm |




(265 054 + 263 653)

| R+M Nr. | ↔ | DN | Ø | B |
|---------|-----|----|-------|-------|
| 263 640 | 2 m | 32 | 58 mm | 35 mm |



(265 053 + 264 051)

| R+M Nr. | ↔ | DN | Ø | H | G |
|---------|-------|----|----|----|----|
| 264 040 | 2,5 m | 38 | 58 | 38 | 45 |



(265 055 + 265 051)

| R+M Nr. | ↔ | DN | Ø | O | M |
|---------|-----|----|----|----|----|
| 265 040 | 2 m | 50 | 58 | 58 | 50 |

Symbole ↔ Länge Ø Durchmesser in mm DN Nennweite in mm